


# New!




# FSA Debit Card Reader

2



Swipe your debit card. Sometimes a \$30 pre-authorization charge will be charged to your card just like at some gas pumps.

1




Locate the machine on the wall near the old light switch.

3




Once you swipe your card, the lights will come on like normal.

4



Ride for as long as you want and enjoy the lights.

6



Push the "end" button on the card reader to turn off the lights when you are done.

5



Times will be rounded up to 30 minutes, with each 30 min increment costing \$7.50.

7



When you finish and press the "end" button, your time will be charged to your card.

**EZ!**

If you have any problems, please contact the FG's Office, 307-746-8806